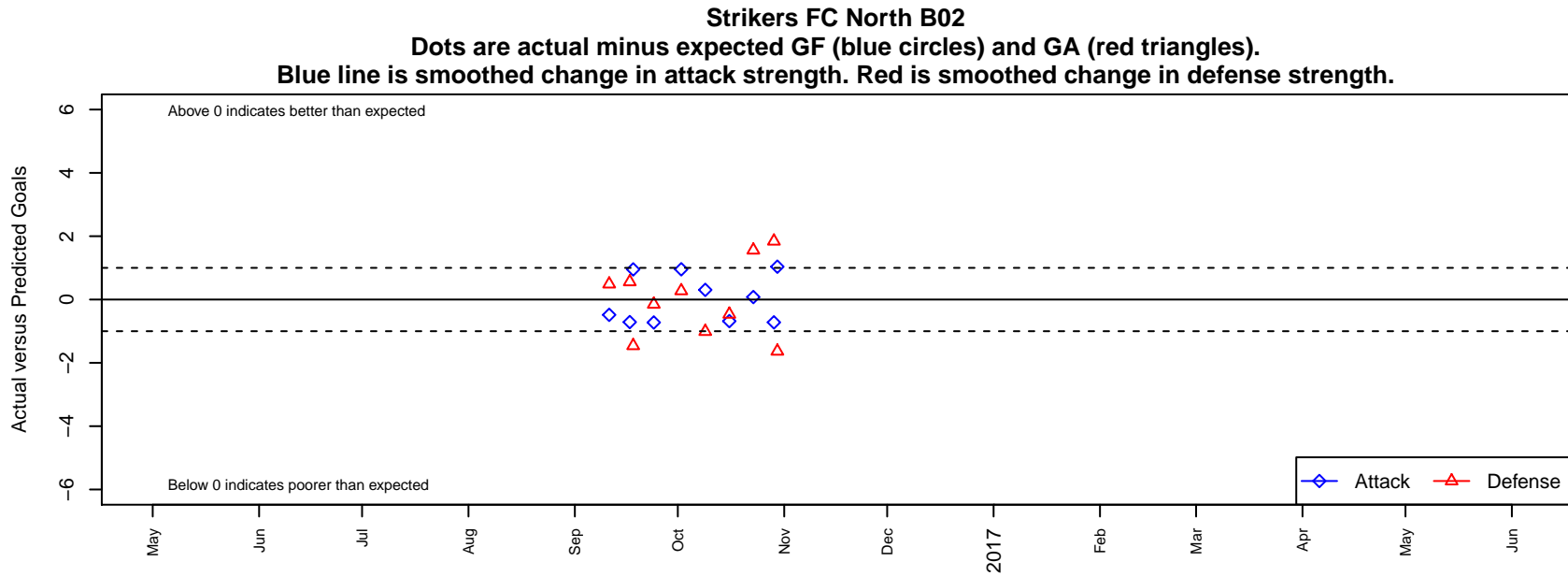


Strikers FC North B02

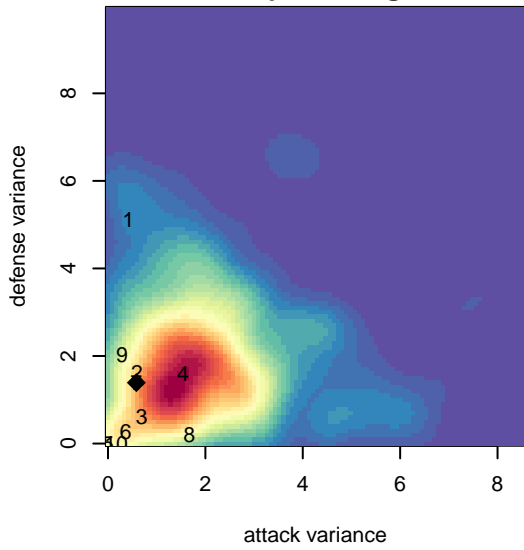
, CAN
 B02 total strength=1637
 attack=20.02 defense=16.47
 fall league = SCDL FI1 U15
 notes= JL

alt names used:
 Strikers FC – North B02 JL

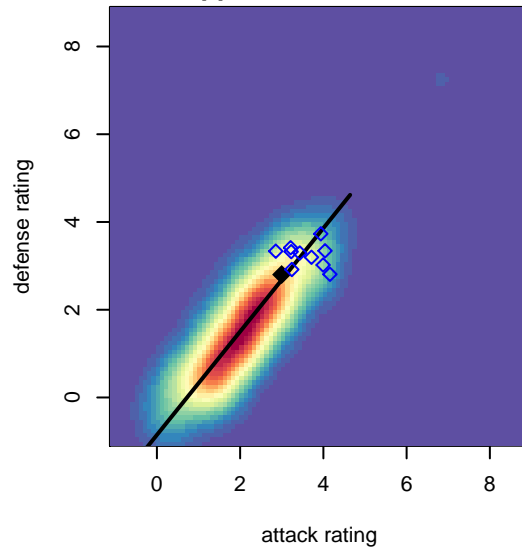
Venues played:
 2016 SCDL FI1 U15



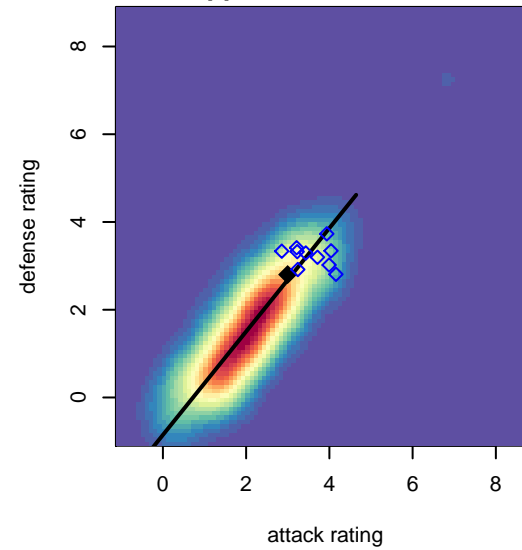
**attack and defense variance (black dot)
relative to other teams
and top 10 in region**



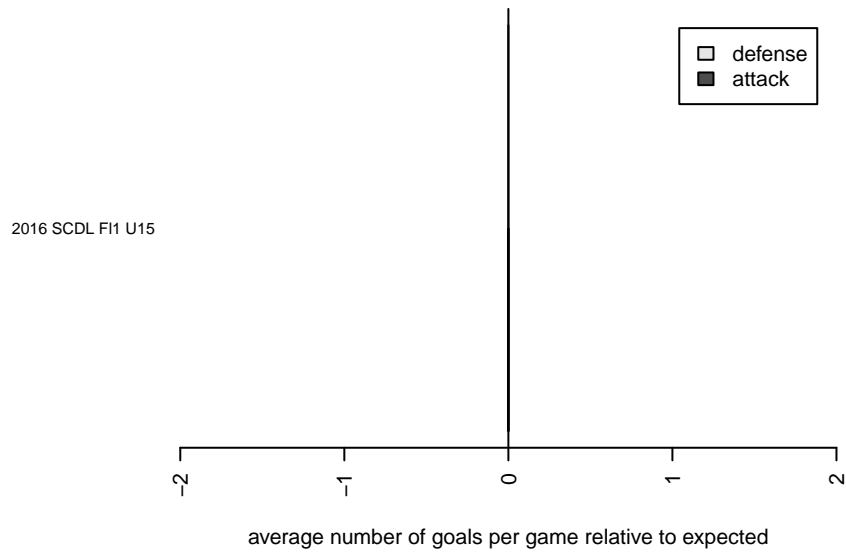
**attack and defense rating
relative to others at age
and all opponents in last 13 months**



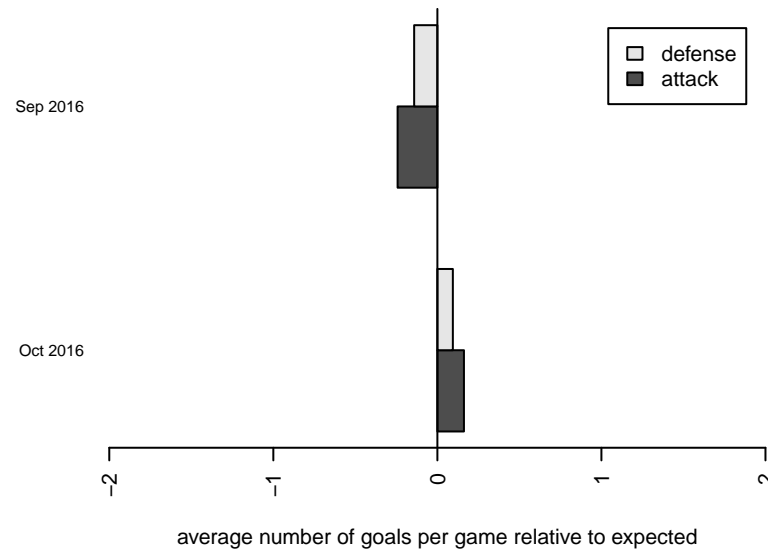
**attack and defense rating
relative to others at age
and all opponents in last 13 months**



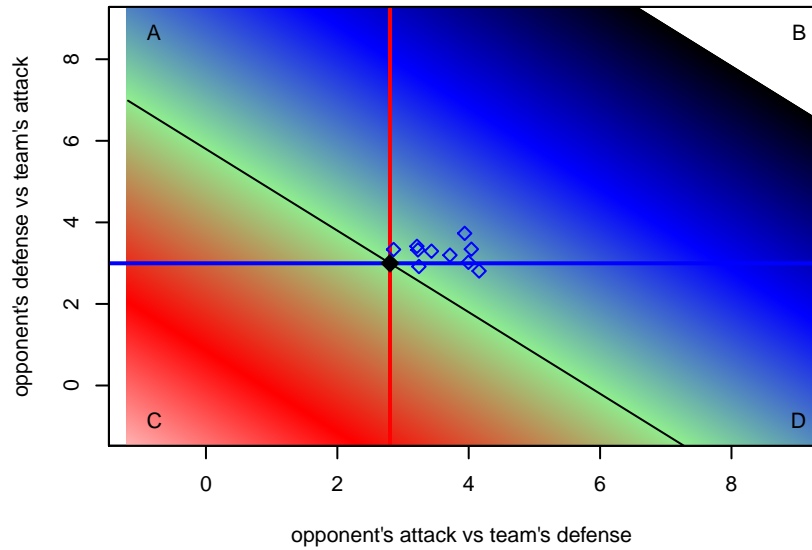
Performance relative to 13 month average



Performance relative to 13 month average



Distribution of opponents
 Red = Lose zone, Blue = Win zone, Green = Even
 Black line separates win/lose zones



lot. A=Neither has attack advantage, B=Opponent has both attack and defense advantage, C=Opponent has both attack and defense disadvantage, D=Both have

date	home		away		venue	pred.home	pred.away
2016-10-30	Strikers FC North B02	2	CDA Slammers Vargas B02	5	2016 SCDL F11 U15	0.96	3.37
2016-10-29	Strikers FC North B02	0	Temecula Valley Hawks B02	0	2016 SCDL F11 U15	0.72	1.84
2016-10-23	Strikers FC South Coast B02	1	Strikers FC North B02	1	2016 SCDL F11 U15	2.56	0.92
2016-10-16	Strikers FC North B02	0	Pateadores IER B02	4	2016 SCDL F11 U15	0.68	3.53
2016-10-09	Real So Cal White B02	2	Strikers FC North B02	1	2016 SCDL F11 U15	0.99	0.70
2016-10-02	Beach FC South Bay Black B02	3	Strikers FC North B02	2	2016 SCDL F11 U15	3.27	1.04
2016-09-24	Strikers FC North B02	0	LA Galaxy South Bay Elite B02	2	2016 SCDL F11 U15	0.72	1.85
2016-09-18	Strikers FC North B02	2	Strikers FC SB Black B02	3	2016 SCDL F11 U15	1.05	1.54
2016-09-17	LA Galaxy South Bay Gold B02	1	Strikers FC North B02	0	2016 SCDL F11 U15	1.56	0.71
2016-09-11	West Coast FC B02	3	Strikers FC North B02	0	2016 SCDL F11 U15	3.49	0.48